



Barn Door Track with flush timber door



Barn Door Track with cedar door



Barn Track with AluTec



Barn Track with NewYorker



Features

CS BarnDoorTrack™ is a traditional style sliding door track system suitable for internal applications where there is enough strength in the wall to side mount a track above an opening.

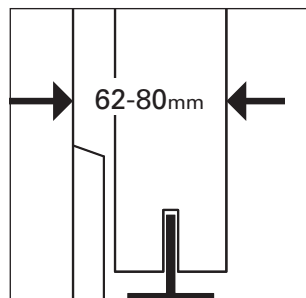
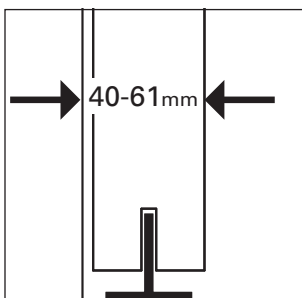
This system has been engineered for quick, easy installation and smooth running for heavy doors.

- ▮ Track bracket is adjustable to allow for different door and architrave thickness.
- ▮ Track is high-quality, heavy duty extruded aluminium with black anodised finish.
- ▮ Pre-machined mounting holes for easy installation.
- ▮ Anti-jump system ensures door cannot jump off the track.
- ▮ Ultra smooth running acetal wheels.
- ▮ SofStop® option available (suitable for retrofit). Minimum recommended door width 810mm.
- ▮ Track capacity: 300kg (SofStop: max 100kg per door).
- ▮ Standard stocked lengths available: 6', 7', 8', 9', 10', 12', 13', 14', 15', 16', 17', 18', 19' (1.8m - 5.8m)

Determine Overall Thickness

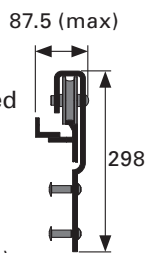
This track system is supplied with either a Narrow or Wide track bracket which must be specified at time of order. The bracket can be adjusted to suit an overall thickness of door + gap + architrave of:

40 - 61mm (Narrow option) or 62 - 80mm (Wide option).



Technical Information

Max Door Thickness:	See above
Finish:	Black anodised
Max Weight (per track):	300kg
Max Weight (per door):	180kg*
Max Door Weight (SofStop):	100kg
Section Height:	298mm
Section Width:	87.5mm (max)



*Doors over 180kg require extra hangers or a customised solution

Drawings are not to scale. All dimensions in mm.

Options

Configurations



Single



Bi-Parting

Operation

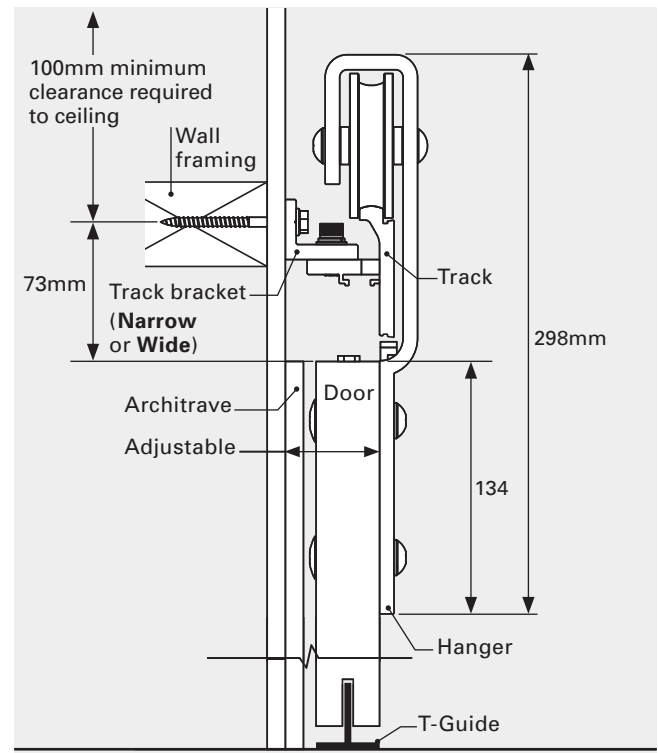


Standard



SofStop®

Fixing Detail



Installation Notes

There must be enough strength in the wall to mount a track above the doorway. The stud wall must be level and solid enough to support the door weight.

This track is supplied with coach screws suitable for use with timber framing. For fixing to concrete walls, masonry anchors must be used.

How to Order

1. **Specify track length** (available in pre-cut lengths from 6ft (1.8m) to 19ft (5.8m))
2. **Choose Narrow or Wide bracket**
3. **Select hanger packs** (one pack per door)
4. **Select SofStop packs** (Max. door weight 100kg. Two packs required for soft open & close)